

GRADE 3 RIDING & HORSE CARE

WORKSHEET 1: Revision

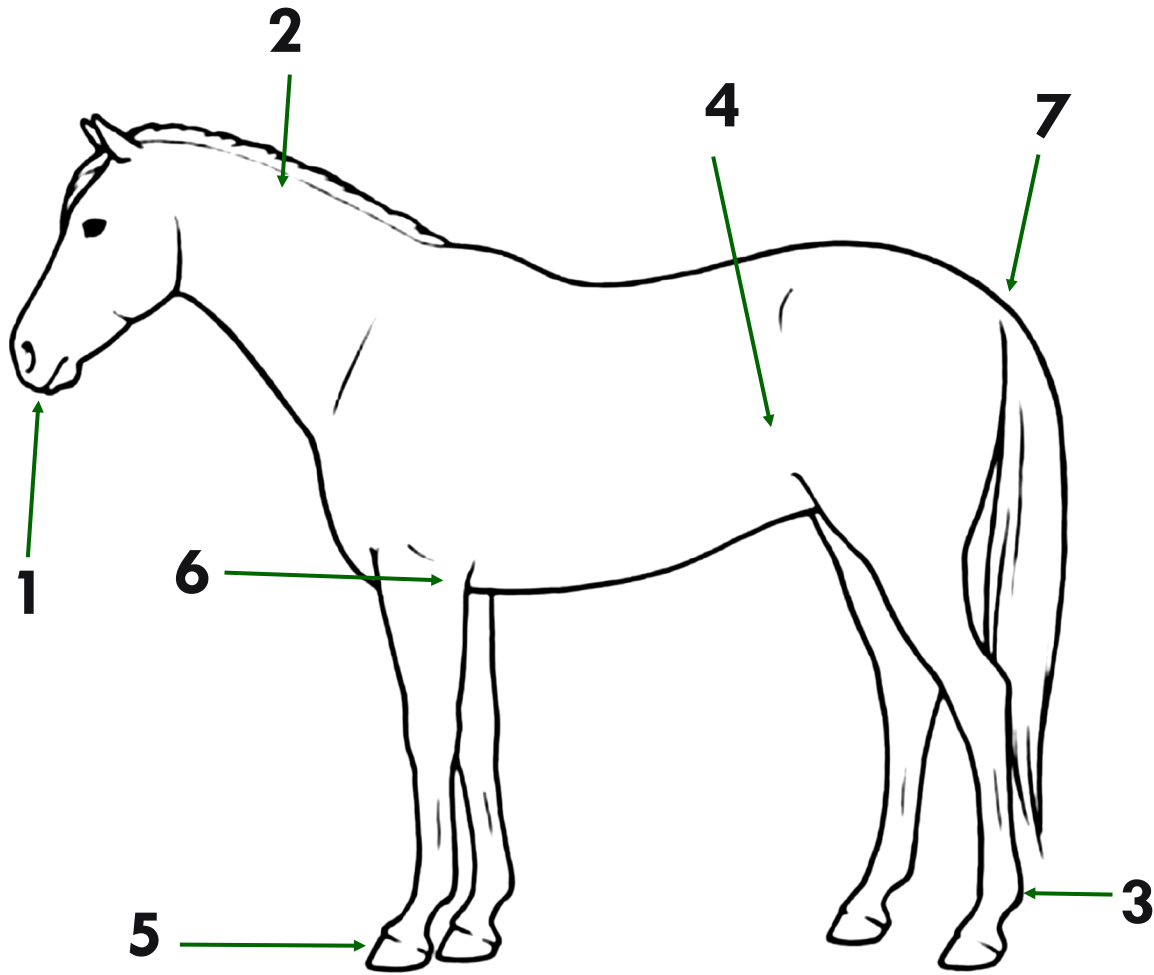


Activity

Name:

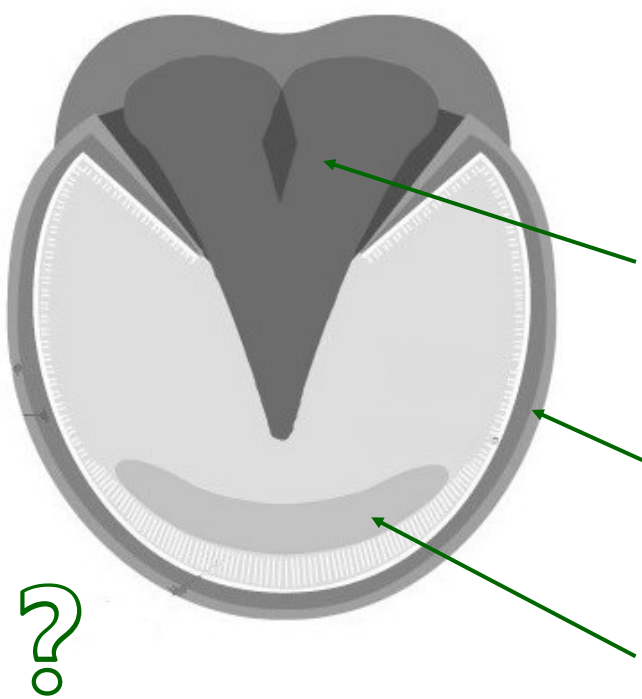
Name the parts of the horse's body numbered on the drawing below.

Write your answers next to the correct number in the table beside the picture.



1	
2	
3	
4	
5	
6	
7	

Next, carefully label the parts of the hoof shown in the pictures below:



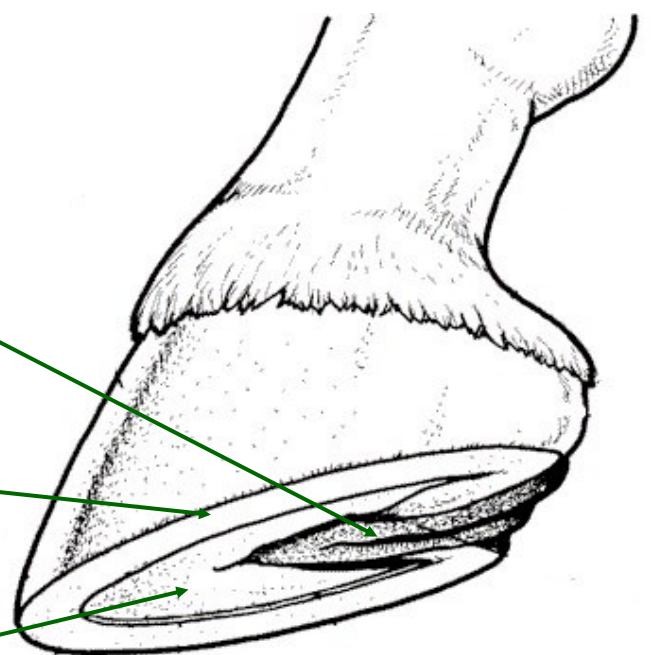
What tool would we use to clean out a horse's hooves?

.....

Give two reasons for picking out the hoof:

.....

.....



GRADE 3 RIDING & HORSE CARE

WORKSHEET 2: Revision



Activity

Name:

Label each of the items of equipment and grooming kit shown in the photographs below.

Write your answers underneath each of the pictures.



Extension activity:



Why do we brush a horse's coat, and how does it help them?

.....

.....

.....

Why is it important to groom a horse's mane and tail? What type of tools might you use to do this?

.....

.....

.....


GRADE 3 RIDING & HORSE CARE

WORKSHEET 3: Revision



Activity

Name:



On this picture, carefully label the following parts of the bridle and tack. You can draw lines or arrows to match the words to the correct part of the picture.

- THROATLASH
- BROWBAND
- NOSEBAND
- REINS
- BIT
- STIRRUP
- SADDLE

Can you also label these parts of the saddle?



Explain why it is important to run up the stirrups. When should we *always* do this?



.....

.....

.....

.....