

Colours of a horse



BAY




CHESTNUT



GREY



PIEBALD



SKEWBALD

Markings of a horse



BLAZE



SNIP



STAR



SOCK

Syllabus - Grade 2

The participant should be able to complete the Carriage Driving section of the syllabus as well as the Horse Care section.

Carriage Driving:

- Show how to 'out to' and 'take out' the horse / pony from the carriage
- Show that you know these parts of the harness: Those in Grade 1, plus NOSEBAND, BLINKERS, TERRER, COLLAR, BREECHING, TUGS, TRACES
- Discuss parts of the carriage: WHEEL, SHAFTS, AXLE, TUG STOP, SWINGLE TREE
- Drive demonstration course, including both reins and change of pace from walk to trot and a halt.

Horse Care:

- Show that you know these parts of a horse: Those in Grade 1, plus MANE, TAIL, HOOF, WITHERS, FORELOCK, KNEE, BACK, SHOULDERS
- Show you know these horse colours: BAY, CHESTNUT, GREY, PIEBALD, SKEWBALD
- Show that you know the basic markings found on a horse: BLAZE, SNIP, STAR, SOCK
- Name the following parts of a grooming kit: DANDY BRUSH, BODY BRUSH, METAL CURRY COMB, PLASTIC CURRY COMB, HOOF PICK

N.B where a candidate's disability makes practical demonstration impossible, they must be capable of explaining the procedure correctly.

Basic grooming tools



Grooming Kit



Dandy Brush



Body Brush



Plastic Curry Comb



Metal Curry Comb



Hoof Pick

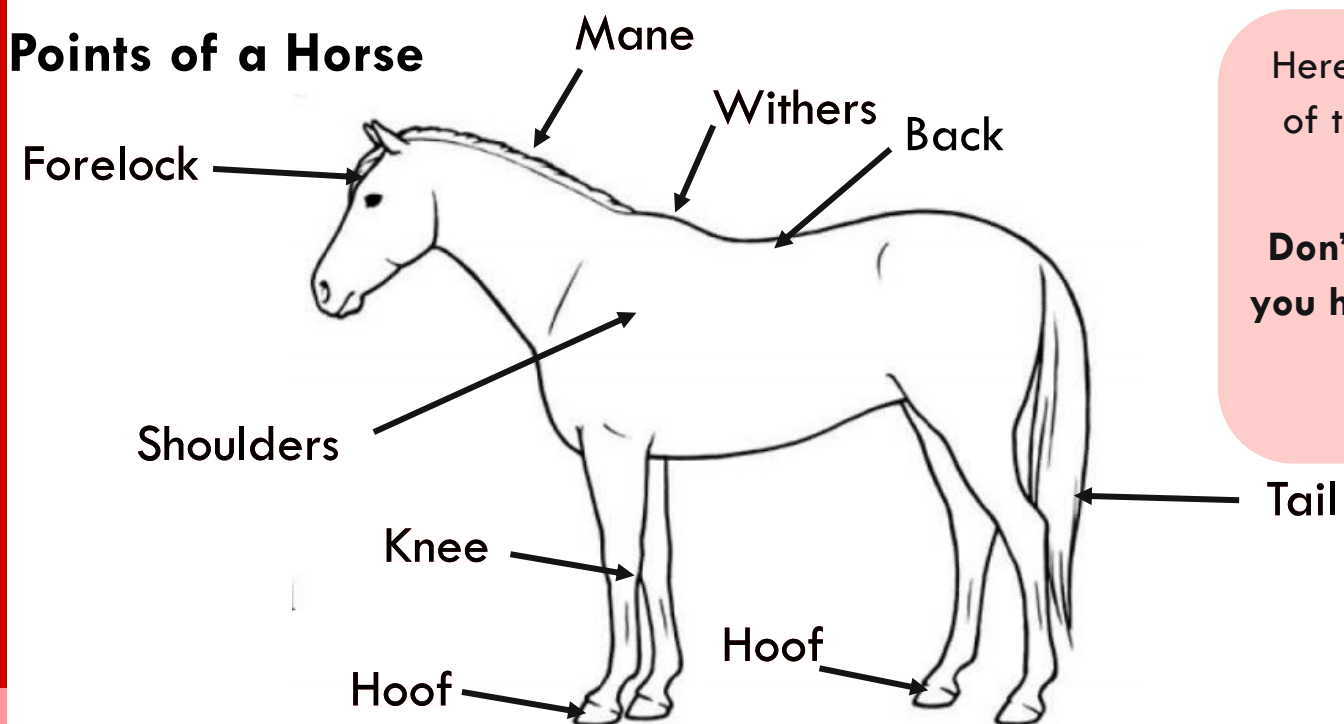
(for Grade 2, you will need to be able to show that you know what these tools are called, but you won't need to explain what they are for just yet)

GRADE 2 CARRIAGE DRIVING & HORSE CARE



TRAINING AID

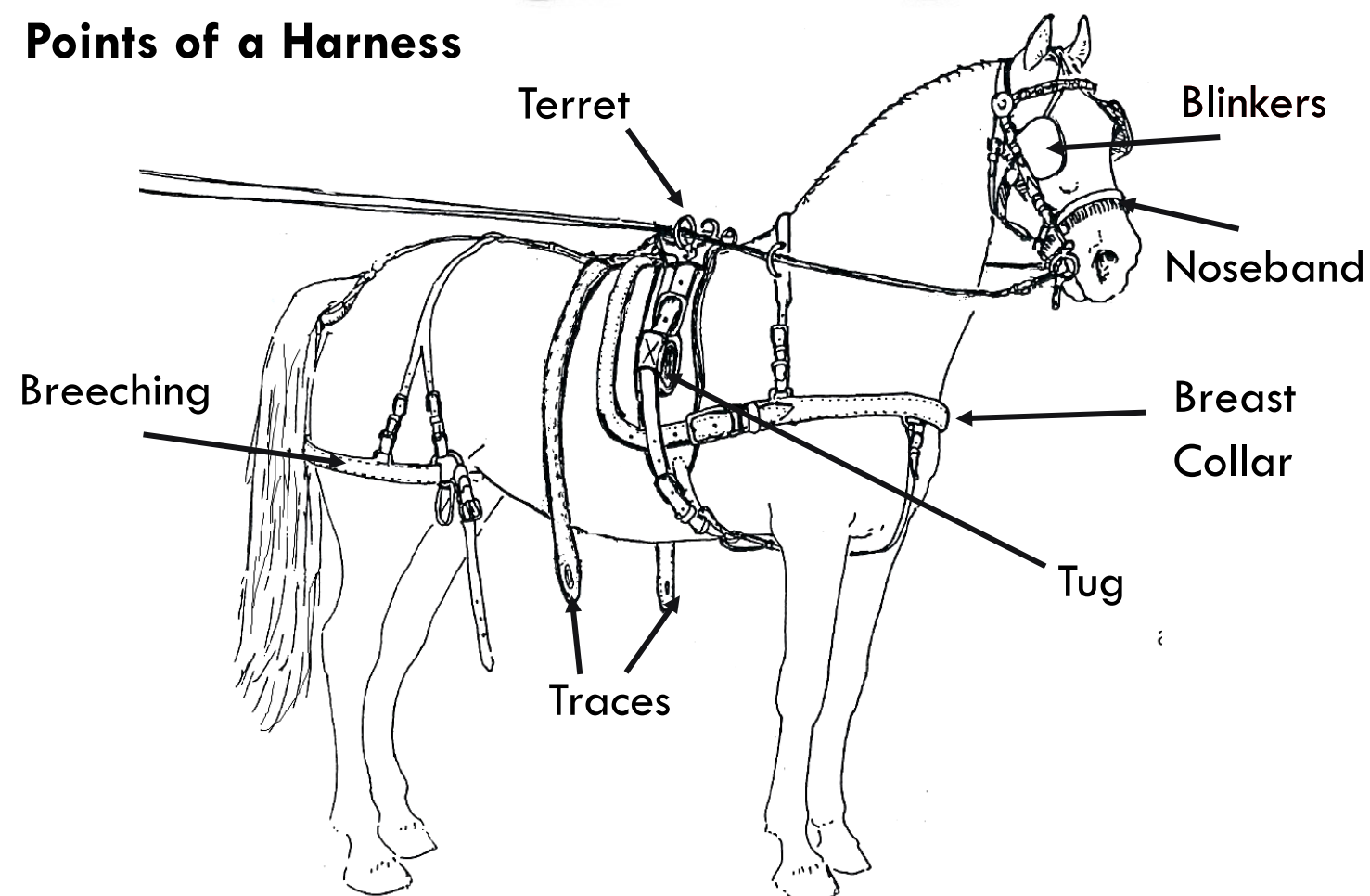
Points of a Horse



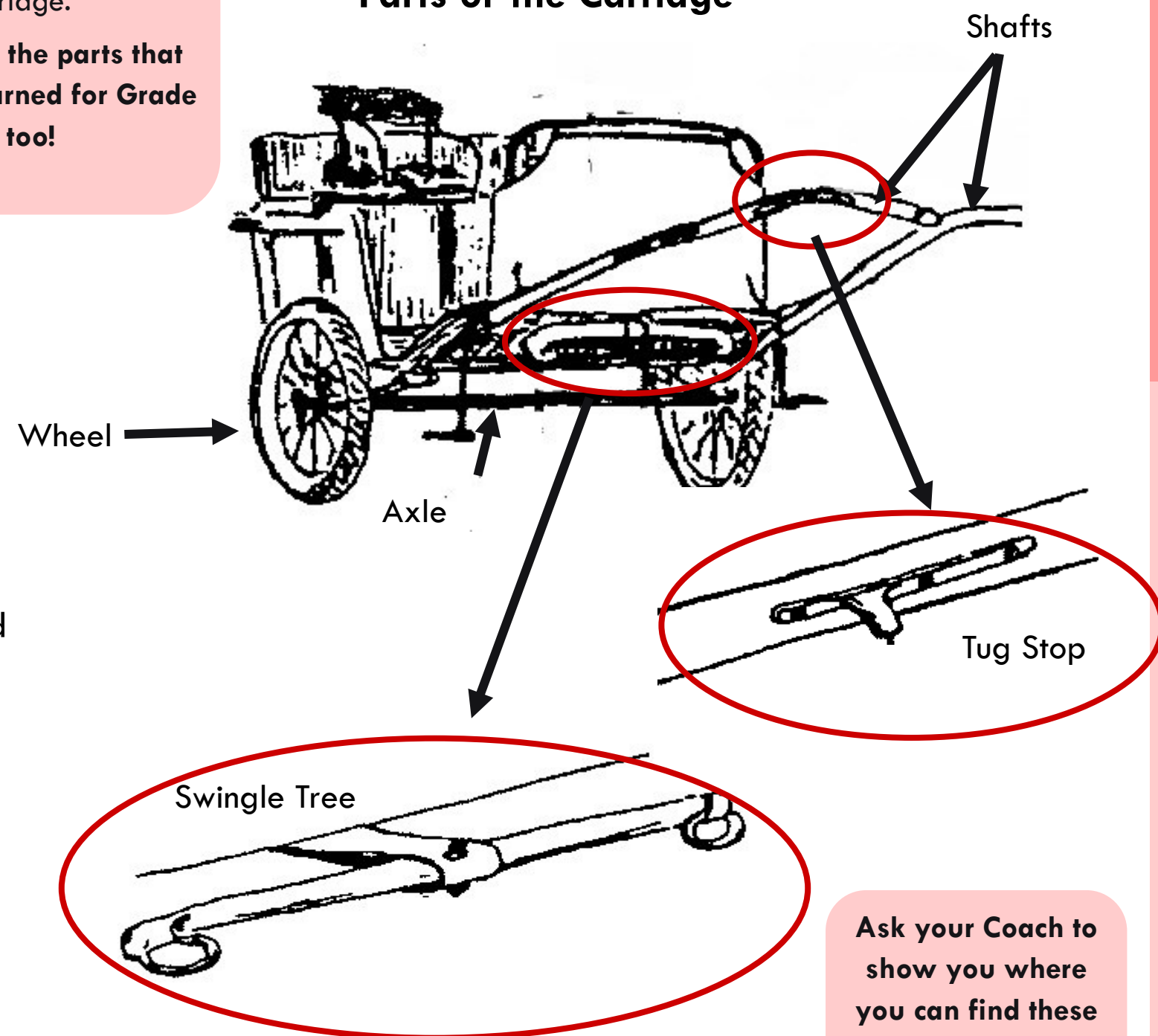
Here are some more parts of the horse, harness and carriage.

Don't forget the parts that you have learned for Grade 1, too!

Points of a Harness



Parts of the Carriage



Ask your Coach to show you where you can find these parts on the vehicle you drive!