

## What Is "Showing"?

I am sure you will have all heard about Dressage, Showingjumping and Eventing but what is "Showing"?

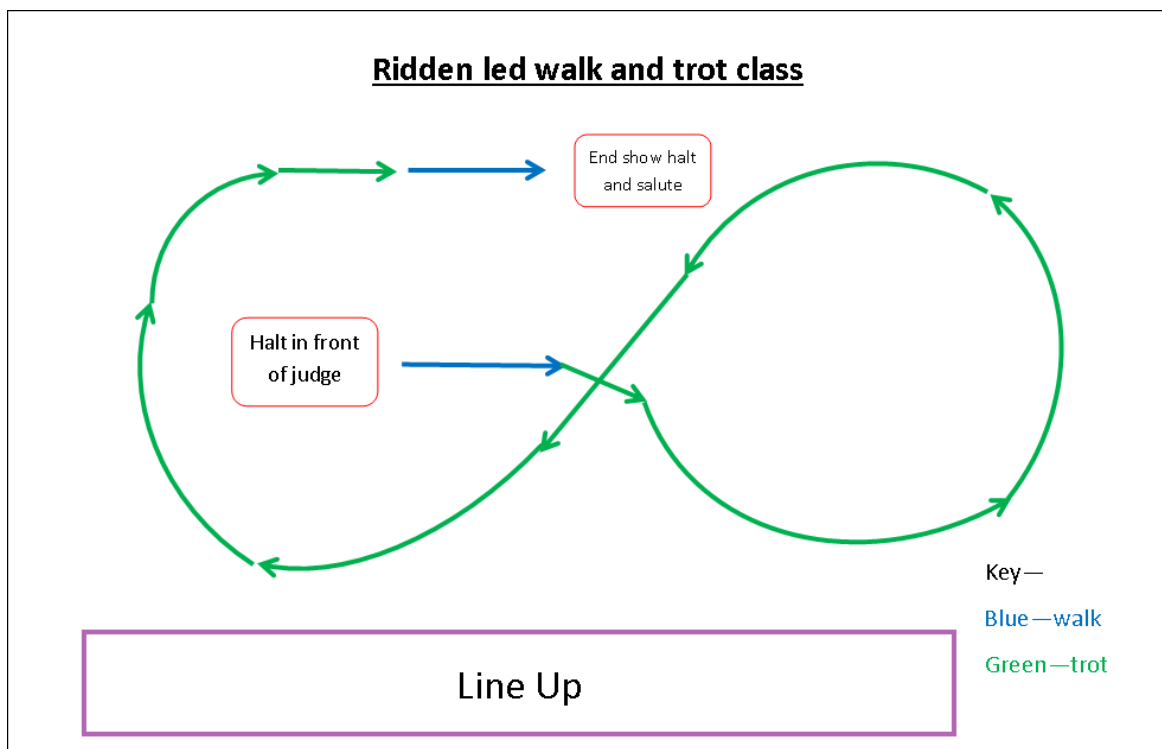
Showing is very much the "starter block" for all other disciplines. All abilities and ages can join in. The RDA are introducing three competitions - let us go through how they will work.

### 1. Ridden horses/ponies Led – Walk and Trot only

Riders are led from a simple lead rein attached to the bit via a coupling. If the rider is using the rein and the lead rope is required then this should be attached to the head collar and the bridle noseband removed.

Riders and handlers will enter the ring together on the right rein. The ring can be the size of a 40 x 20 ménage. Riders will walk round the ring whilst the Judge takes an initial look. First impressions are important, turnout; overall picture and suitability are all taken into account. Riders will then be asked to stop at a given corner (as directed by the steward) and give an individual trot down one long side. Once all the riders have done their trot, everybody lines up (usually along one of the longest sides).

At this point, each rider will be asked to give a simple individual display. An example of a simple show is given below.



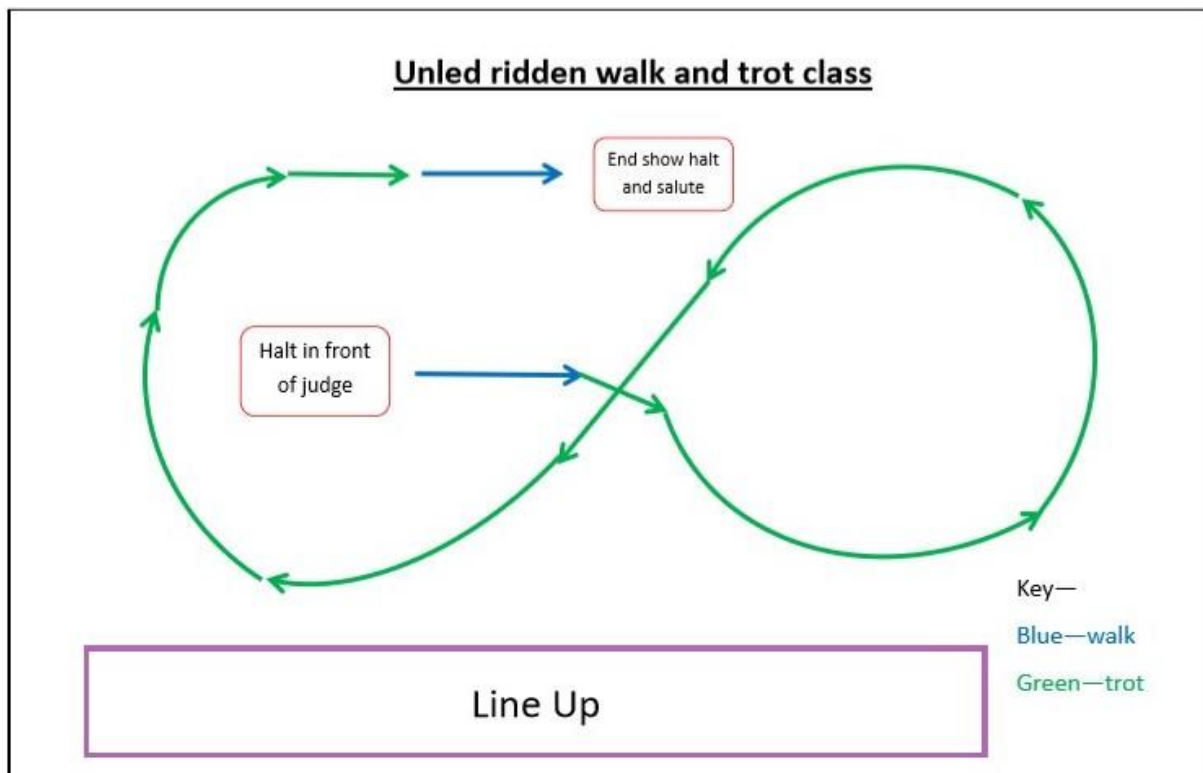
After all the riders have completed their individual displays the Judge then makes their final decisions and placings. The Judge in making his or her placings will take the following into account:

1. Manners and Suitability
2. Riders Individual Display
3. Type and Conformation
4. Turn Out of Combination
5. Overall Impression

## 2. Ridden horses/ponies Unled Walk and Trot Only

This class is for unassisted riders, at walk and trot only. Riders will enter the ring together on the right rein. Riders will walk round together and then trot as a group. Riders will then be asked to change the rein at trot and trot round on the left rein. They will then be asked to come back to walk and line-up.

At this point, each rider will be asked to give a simple individual display. An example of a simple show is given below.

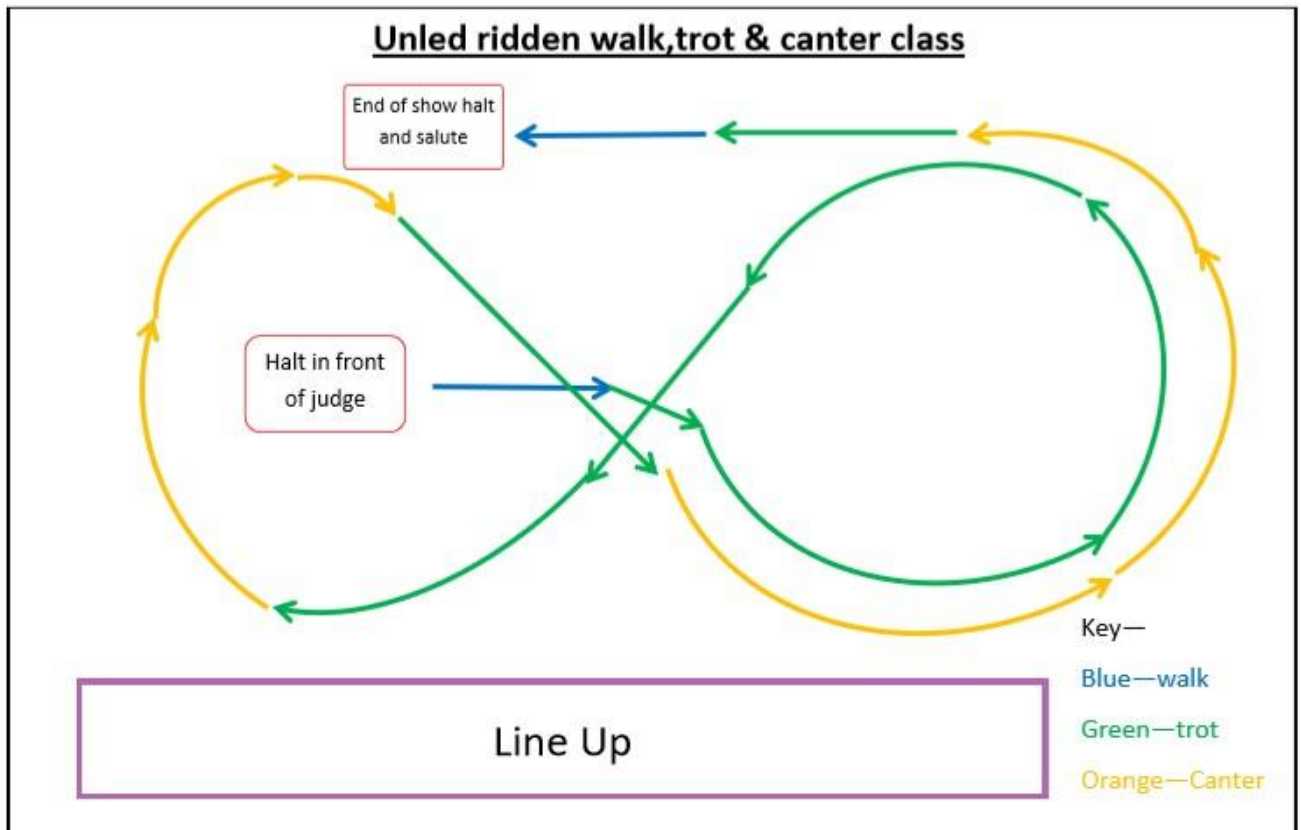


After all the riders have completed their individual displays the Judge then makes their final decisions and placings. The Judge in making his or her placings will take the following into account:

1. Manners and Suitability
2. Riders Individual Display
3. Type and Conformation
4. Turn Out of Combination
5. Overall Impression

### 3. Ridden horses/ponies Unled Walk Trot and Canter

This class is for unassisted riders, at walk, trot and canter. Riders will enter the ring together on the right rein. Riders will walk round together, then trot and canter as a group. Riders will then be asked to change the rein at trot, then trot and canter round on the left rein. They will then be asked to come back to walk and line-up. At this point each rider will be asked to give a simple individual display. An example of a simple show is given below.



After all the riders have completed their individual displays the Judge then makes their final decisions and placings. The Judge in making his or her placings will take the following into account:

1. Manners and Suitability
2. Riders Individual Display
3. Type and Conformation
4. Turn Out of Combination
5. Overall Impression